




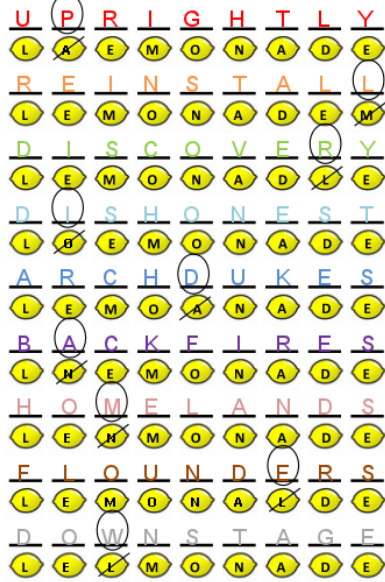


# P9: Memoirs

The business cards that were received along the way are actually all rebuses. The rebuses depict a word that correspond to one of the chapter titles. They are as follows:

<p>1.) "Put it back!"</p> 	<p>2.) Where We Came From</p> 	<p>3.) Something New</p> 
<p>4.) Struggles</p> 	<p>5.) In Front</p> 	<p>6.) Higher Than Princes</p> 
<p>7.) Unintended Consequences</p> 	<p>8.) Standing, Justly</p> 	<p>9.) Hard To Believe</p> 

As shown in the accompanying worksheet, the next step is to use the lemon slices and, using the letters that share the main color of the card, for the word. The center of each lemon slice will form the word LEMONADE with an extra letter. Take the letter corresponding to that extra letter. The filled out worksheet looks like:

<p>At first, it was just a simple lemonade <b>stand</b>, in a way. (up, right: LY)</p> <p>When we took sugar from the pantry, Mom said, "Put it back!" (RE in STA__U)</p> <p>Then we tried <b>something new</b>. (DISC over Y)</p> <p>Our luck was <b>absolutely unbelievable</b>. (DISH one ST)</p> <p>We felt <b>higher than princes!</b> (arch: DUKES)</p> <p>But with good fortune can come <b>unintended consequences</b>. (back: FIRES)</p> <p>We needed to remember <b>where we came from</b>. (home, L and S)</p> <p>Along the way, we encountered some <b>struggles</b>. (FLO under S)</p> <p>But in the end, we came out <b>in front!</b> (down: STAGE)</p>	
---	--

OUR FINAL SUCCESS: **WE MADE A LEM-PIRE**

The answer across the bottom is: **WE MADE A LEM-PIRE**